



***U.S. ARMY COMBAT CAPABILITIES
DEVELOPMENT COMMAND
GROUND VEHICLE SYSTEMS CENTER***

GVPM T&I - Capabilities Overview



Ground Vehicle Power & Mobility Test & Integration Always Moving

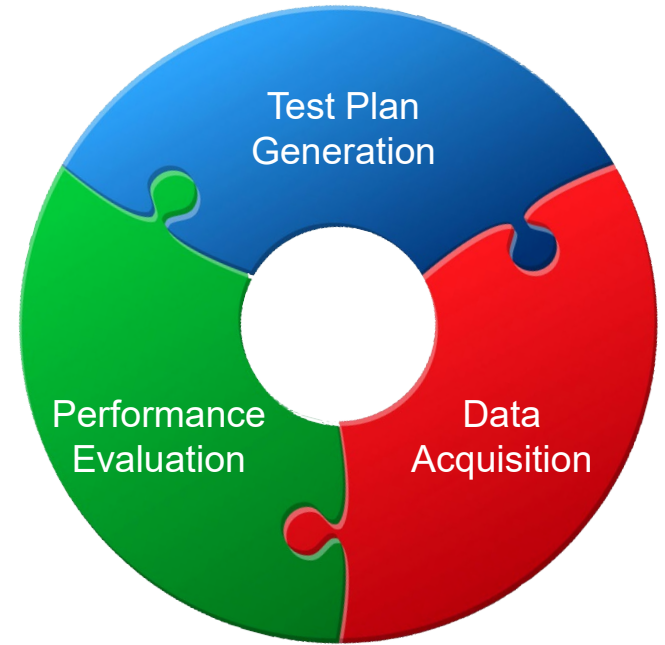
**Building 212A & 212B
Detroit Arsenal**

Test & Integration Support




Purpose: Manage, develop, and support integrated life cycle Test and Integration (T&I) services. Provide strategy to innovatively test for performance and reliability of ground systems, and mitigate risks associated with the deployment of ground systems while ensuring timely focus on reliability and maintainability requirements.

- **TRL Maturation**
- **Requirements Testability**
- **Subsystem Integration**
- **Developmental/Operational Test Management**
- **Engineering Change Validation**
- **T&I Efficiencies**



Best Practices
 Similar System Analysis
 Efficient / Effective Testing



Increased Utilization of available data
 (HWIL, M&S, Physical Simulation, Proving Ground)



GSPPEL

**Ground Systems Power and Energy
Laboratory**

The Future of Testing is in GSPPEL

**Building 212B
Detroit Arsenal**

Ground Systems Power and Energy Laboratory (GSPEL)



The GSPEL is the Army' Centerpiece Laboratory for full vehicle environmental mobility testing, power and energy research and development, integration, and component testing. The GSPEL is composed of five laboratories that provide one-of-a-kind test support to current and emerging classes of ground military and commercial vehicles, wheeled and tracked, manned and unmanned.



- **Air Flow Laboratory - Air Filtration Benches**

- The Air Flow Laboratory (AFL) - Filtration Benches provide dust testing of air filtration devices to demonstrate and validate new or legacy system capabilities in a controlled environment.

- **Air Flow Laboratory – Calorimeter**

- The Air Flow Laboratory (AFL) – Calorimeter provides testing of military vehicle heat exchangers to evaluate their cooling capacity, air restriction, and coolant restriction as well as military vehicle ballistic grilles to evaluate their air restriction in a repeatable, controlled environment.

- **Electrical Components Laboratory**

- The Electrical Components Laboratory (ECL) tests high-voltage/power components for vehicle electrification and hybrid electric power technology integration..

- **Energy Storage Laboratory**

- The Energy Storage Laboratory (ESL) provides testing for production qualification of batteries and electrochemical technology testing at cell, module and battery pack levels.

- **Power & Energy Vehicle Environmental Laboratory**

- The Power & Energy Vehicle Environmental Laboratory (PEVEL) tests multi-wheel or tracked military vehicles with road-load simulation under extreme environmental conditions.

Air Flow Laboratory



Air Flow Laboratory (AFL) an ISO/IEC 17025 accredited laboratory, supports the execution of component level testing on several critical mobility systems in a variety of military vehicles by use of Calorimeter and Air Filtration Testing Systems.



Air Flow Laboratory



Calorimeter Testing

Benefits

- Evaluate new heat exchangers and ballistic grilles
- Repeatably simulate field environmental conditions
- Test up to three heat exchangers as a pack
- Unique Army testing capability
- Unbiased first-article test and production quality surveillance
- Expedites the development process for vehicle engine and transmission cooling systems

Components and Testing Standards:

- Radiators (MIL-PRF-62259)
- Oil Coolers (MIL-DTL-62006C)
- Charge Air Coolers
- Ballistic Grilles



AFL Calorimeter Test

Air Filtration Testing

Benefits

- Evaluate new air cleaner systems
- Troubleshoot currently fielded systems & failures
- Assess impact of add-on parts to air cleaner systems
- Evaluates proposed vehicle maintenance efficiencies
- Unbiased first-article dust test and production quality surveillance
- Provides first-article dust testing before vehicle implementation.

Components and Testing Standards:

- Air Filters (MIL-PRF-46736F / MIL-PRF-62048C)
- Air Cleaner Assemblies (MIL-PRF-62565)
- Add-on components to air cleaner systems



AFL Filtration Test

Air Flow Laboratory



Calorimeter Capabilities

Cooling Air

- Air Flow Rate: 800 to 60000 CFM
- Air Flow Velocity: 3000 to 7000 ft/min
- Inlet Air Temperatures: up to 250 °F

Radiator Loop


- Coolant Flow Rate: 10 to 300 gal/min
- Coolant Inlet Temperature: 125 to 350 °F
- Coolant Inlet Pressure: 0 to 125 psig

Oil Cooler Loop

- Oil Flow Rate: 10 to 150 gal/min
- Oil Inlet Temperature: 175 to 350 °F
- Oil Inlet Pressure: 0 to 300 psig

Charge Air Cooler Loop

- Charge Air Flow Rate: 30 to 150 lbs/min
- Charge Air Temperature: 150 to 650 °F
- Charge Air Inlet Pressure: 15 to 90 psig



Air Filtration Capabilities

Ambient air conditions are controlled in the Air Filtration laboratory. In addition to controlling temperature, the relative humidity can be set to the desired level.

250 CFM Bench

- Air Flow Rate: 8 to 250 SCFM

2000 CFM Bench

- Air Flow Rate: 80 to 2000 SCFM

5000 CFM Bench

- Air Flow Rate: 320 to 5000 SCFM

12000 CFM Bench

- Air Flow Rate: 800 to 12000 SCFM



Electrical Components Laboratory



The Electric Components Laboratory (ECL), an ISO/IEC 17025 accredited laboratory, supports research, development, characterization and testing of high-voltage, high-power components necessary for military vehicle electrification and hybrid-electric technology. This lab's research extends to a testing cell in the Propulsion Laboratory that has programmable power absorption and supply capabilities with voltage, current and power control, and a 350-horsepower AC dynamometer. Component testing on vehicle is also available. The ECL provides temperature and humidity-controlled environments, as well as 346kW and 373kW AC dynamometers to fully test various components.



ECL - Cell 10

Electrical Components Laboratory



Components Tested

The ECL can test multiple types of components:

- Advanced Electric Machines
- High Voltage Alternators
- Motor controllers
- Power Inverters
- DC/DC Converters


Benefits

- Certified and accredited testing to ISO17025 Standards
- Testing of high voltage, high power components
- Analysis of future electrical power generation and control technologies for the Army
- Provides power quality, transients, and harmonic distortion testing
- Variable coolant temperature and flow rate over a large range
- Thermal chamber for component level testing
- Resistive and Capacitive load banks to simulate a wide variety of load types
- Pressure testing of coolant cooled components using high sensitivity pressure transducers

Testing Standards

The ECL tests to the following standards / Qualifications / TOPs:

- MIL-PRF-GCS600



Nihoff Alternator 600VDC

Electrical Components Laboratory



ECL Main Laboratory

Acquisition of mechanical and electrical parameters

- Phase to Phase measurements
- Active, apparent and reactive power
- Mechanical power
- Power factor and efficiency
- Fundamental frequency
- Total Harmonic Distortion
- Voltage & Current Transients
- Cooling characteristics; Thermal, pressure, flow rate

ECL Dynamometer

- 373 kW Four Quadrant AC Dynamometer
- 3,321 Nm torque from 0-1000 rpm
- 0 – 12,000 rpm speed range

CELL 10 Dynamometer

- 346 kW Four Quadrant AC Dynamometer
- 1,245 Nm torque from 0-2000 rpm
- 0 – 12,000 rpm speed range

Thermal Chamber

- Temperature range of -30°C to +177°C
- Humidity range of 10% to 95% RH, 85°C Max temp and 4°C minimum dewpoint
- 439 Liter capacity

AV-900 250kW Dual Power Supply

- Voltage: 8 to 900 VDC
- Current: +/- 1000 ADC
- Power: +/- 250 kW


AC and DC Load Banks

- Up to 250 kW power absorption

Electrical Components Laboratory



In addition to testing High Voltage and High-Power devices and hybrid-electric components, the ECL tests and evaluates robotic systems using the Robotic – Power and Energy Vehicle Environmental Laboratory, the R-PEVEL. This capability, while new, is already set up to test the QinetiQ TALON series of robots in support of PdM Unmanned Ground Vehicles and GVSC Ground Vehicle Robotics. This testing and evaluation capability also includes environmental control of the test asset.



R-PEVEL Dynamometer

- 14 kW Two Quadrant Hysteresis Dynamometer (x2)
- 56.5 Nm torque from 0 – 8,000 rpm
- 0 – 8,000 rpm speed range

Data Collection

- National Instruments cDAQ chassis
- SMBus collection and sampling
- National Instruments LabView

Acquisition of mechanical and electrical parameters

- Phase and DC electrical characteristics
- Active, apparent and reactive power
- Mechanical power
- Power factor and efficiency
- Fundamental frequency
- Total Harmonic Distortion
- Voltage & Current Transients
- Cooling characteristics: Thermal



R-PEVEL V. 1.0

Energy Storage Laboratory



The Energy Storage Laboratory (ESL), an ISO/IEC 17025 accredited laboratory, is a specialized research and testing facility dedicated to the advancement of energy storage technologies, with a focus on batteries across multiple levels of integration, including cells, modules, and full battery packs and systems. The ESL provides comprehensive support for the research, development, characterization, validation, and qualification of a wide range of electro-chemical energy storage technologies.



ESL - Control Room

Energy Storage Laboratory



Capabilities/Benefits

The ESL is comprised of Three (3) Large Battery Test Rooms, two (2) Pack Test Chambers and Battery Storage Rooms.

Multiple cell/battery cyclers on a centralized control system, thermal ovens and temperature-controlled water baths support a variety of electrochemical tests.

Cradle-to-grave R&D and testing support for all DoD ground vehicle energy storage systems, including new technologies and chemistries.

- Performance to specification
- Life Cycle to Failure (Service Life)
- Cold Cranking
- Deep Cycle / High Temperature Deep Cycle
- Reserve Capacity
- Full Charge Capacity
- Hybrid Pulse Power Characterization (HPPC)
- Charge/Discharge Characterizations
- Impact Test


Testing Standards

The ESL tests to the following standards / Qualifications / TOPs:

- MIL-PRF-32143
- MIL-PRF-32565
- MIL-B-11188
- TOP-6T-Lithium-Ion Qualification
- TOP-6T-VLRA Qualification



ESL - Cell 103



ESL - Cell 105

Energy Storage Laboratory



Battery Cyclers

Brand	Model	Quantity of units	# of Channels per unit*	# Thermocouples Channels per unit	Voltage		Current		Temperature	
					Range	Tolerance	Range	Tolerance	Range	Tolerance
Bitrode	LCV3-100-36	1	3	7	±54VDC	±.05VDC	±100ADC	±.1ADC	-40 to 190°C	±2.5°C
Bitrode	MCV48-50-5	2	48	48	±5VDC	±.005VDC	±50ADC	±.05ADC	-40 to 190°C	±2.5°C
Bitrode	LCV12-50-24	2	12	16	±32VDC	±.036VDC	±50ADC	±.05ADC	-40 to 190°C	±2.5°C
Bitrode	LCV4-100-36	1	4	8	±54VDC	±.05VDC	±100ADC	±.1ADC	-40 to 190°C	±2.5°C
Bitrode	LCV4-100-60	7	4	8	±60VDC	±.06VDC	±100ADC	±.1ADC	-40 to 190°C	±2.5°C
Bitrode	DTV1-2000-24**	1	1	1	-24VDC	±.024VDC	-2000ADC	±2.0ADC	-40 to 190°C	±2.5°C
Bitrode	LCV8-100-60	3	8	12	±60VDC	±.06VDC	±100ADC	±.1ADC	-40 to 190°C	±2.5°C
Bitrode	LCV2-1000-48	1	2	4	±72VDC	±.07VDC	±1000ADC	±1.0ADC	-40 to 190°C	±2.5°C
Aero-Vironment	AV900	3	2	-	±900VDC	±1.35VDC	±300A	±1.13ADC	-	-

*Channels within unit may be placed in parallel for higher currents / **Discharge only

Temperature Conditioners

Brand	Model	Quantity of units	Temperature		Internal Volume	Cooling Change Rate	Heating Change Rate
			Range	Tolerance			
ESPEC	BTZ-175	5	-65 to 150°C	±.5°C	1.5 ft ³	5°C/min	5°C/min
ESPEC	BTZ-475	5	-65 to 150°C	±.5°C	4 ft ³	2.5°C/min	2.75°C/min
Cincinnati Sub-Zero	ZPHS-8-1.5-1-H/AC	1	-65 to 150°C	±.5°C	8 ft ³	14°C/min	17°C/min
Tenney	T10RC-1.5	3	-65 to 150°C	±.3°C	10 ft ³	4°C/min	5.5°C/min
Russells	GD-64-5-5-AC-EP	1	-65 to 150°C	±1°C	64 ft ³	3°C/min	3.8°C/min
Thermotron	SE-2000-6-6	1	-65 to 150°C	±.7°C	69.3 ft ³	3.4°C/min	5.3°C/min
Water bath	-	2	15 to 70°C	±1°C	up to 15.7 ft ³ *	≈.2°C/min	≈.25°C/min

*Depth of water can vary from 4 to 17"



ESL - Outdoor Battery Chambers

Power and Energy Vehicle Environmental Lab



The Power and Energy Vehicle Environmental Laboratory (PEVEL), an ISO/IEC 17025 accredited laboratory, offers tools for vehicle powertrain assessment. Equipped with multiple dynamometers, the PEVEL provides the tools required for full vehicle powertrain testing, evaluation and assessment of both wheeled and tracked vehicles through external load control and data collection. PEOs/PMs, OEMs, manufacturers, academics and researchers can use these tools to create, assess and validate vehicle design, functionality and utility in a fully controlled and repeatable environment.



PEVEL - Bradley

Power and Energy Vehicle Environmental Lab



Capabilities

The PEVEL chamber enables testing at temperatures from -60°F to 160°F and humidity levels from 5 to 95% relative humidity. This environmental control makes it possible to produce, repeatable, real-world vehicle performance and capability comparisons. Simulation of wind speed up to 60 mph and solar load up to 1,200 watts/per square meter (W/m²). Vehicle drivetrain loads of wheeled vehicle with torque up to 34,000 pound-foot (lbf-ft.) and of tracked vehicle torque up to 42,000 lbf-ft. can be provided.). Additionally, vehicle electrical power loads up to 800 kW can be simulated. Compatible fuels for testing in the PEVEL include hydrogen, Diesel, JP-8, F-24, bio-diesel and synthetic blends.

Testing Standards

The PEVEL tests to the following Standards / Qualifications / TOPs:

- Transient Road-Load Profiles (TOP 01-01-030 / TOP 01-2-502)
- Vehicle Acceleration (TOP 02-2-602A)
- Fuel Economy (TOP 02-2-603A)
- Full-Load Cooling (TOP 02-2-607)
- Speed on Grade (TOP 02-2-610A)
- HVAC Validation (TOP 02-2-708 / TOP 02-2-816)
- Engine Cold-Start Evaluation (TOP 02-2-650)
- Alternator Load Testing (TOP 02-2-601)

Benefits

- Functions as a test-bed to evaluate vehicle system performance in any operational environment.
- Allows for testing in extreme climates under various loads.
- Performs repeatable tests on components or vehicles, producing real-world vehicle and component performance/capability comparisons.
- Functions as a systems integration laboratory (SIL); fully supports hardware-in-the-loop simulation.
- Addresses the testing gap for multi-axle wheeled vehicles and provides additional evaluation capabilities for vehicle on-road performance.



PEVEL - M109A7

Power and Energy Vehicle Environmental Lab



Powertrain Specifications

Wheeled Vehicle Dynamometers

- Speed: 0 - 1,000 RPM
- Torque: 0 - 34,000 lbf-ft. (per wheel)
- Power: 0 - 160 HP (per wheel)
- Wheel Stations: up to 10 wheels (5 axle)

Tracked Vehicle Dynamometers


- Speed: 0 - 1250 RPM
- Torque: 0 - 42,000 lbf-ft. (per side)
- Power: 0 - 800 HP (per side)

Environmental Control


- Temperature: -60°F to 160°F
- Wind: 0 to 60 mph
- Solar: 0 to 1,200 W/m²
- Humidity: up to 95% RH

General Information

- Chamber Door: 14 ft. (W) x 14 ft. (T)
- Dimensions: 20 ft. (W) x 20 ft. (T) x 75 ft. (L)
- Wheelbases up to 320 in.
- Track Widths up to 120 in.
- Floor Capacity: up to 100 tons
- Crane: 25 tons
- Multiple Vehicle Build-up Bays



PEVEL - JLTV



PEVEL - PLS



PEVEL - M109A7



GSPPEL

FOR FURTHER INFORMATION:

Dr. Igor Baseski, Division Chief T&I
e-Mail: igor.baseski.civ@army.mil
Phone: (586) 215-9327

Steven Beiter, GSPPEL Branch Chief
e-Mail: steven.m.beiter2.civ@army.mil
Phone: (586) 571-5247

GVPM Testing and Integration Website:
<https://gvsc.devcom.army.mil/gvpm/>

CCDC - Ground Vehicle Systems Center
6501 E. 11 Mile Road
Bldg 212 (FCDD-GVR-TI), MS-121
Warren, MI 48397-5000



Reference herein to any specific commercial company, product, process or service by trade name, trademark, manufacturer or otherwise does not necessarily constitute or imply its endorsement, recommendation or favoring by the United States Government (USG) or Department of Army (DoA). The opinions of the authors expressed herein do not necessarily state or reflect those of the USG or DoA and shall not be used for advertising or product endorsement purposes.



DEVCOM
GROUND VEHICLE
SYSTEMS CENTER



U.S. ARMY